

DIRECTIONAL COUPLER

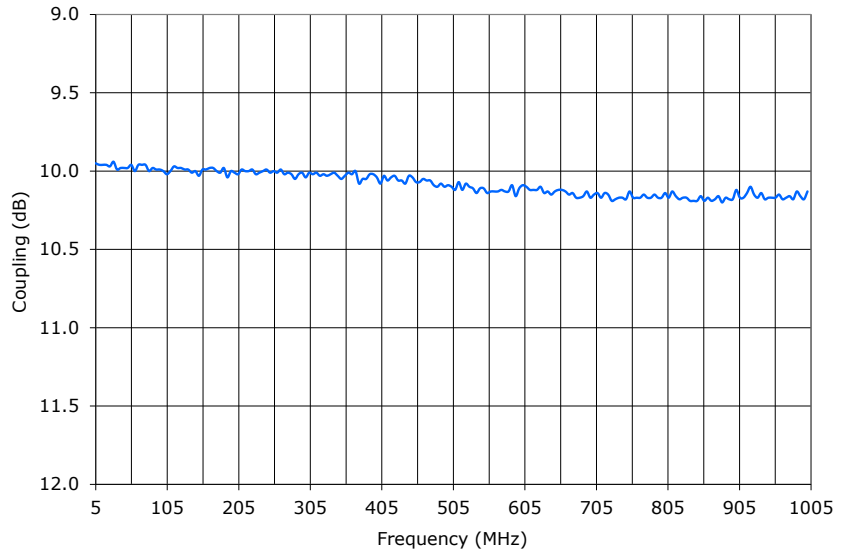

SURFACE MOUNT MODEL: SC-4B

WIDE BANDWIDTH

5 - 1000 MHz

FEATURES:

- ▶ Low Insertion Loss
- ▶ Excellent Coupling Flatness
- ▶ High Directivity
- ▶ Lead Free - RoHs Compliant
- ▶ Small Size, Surface Mount



SPECIFICATIONS (Rev. E 06/07/21)

Frequency	5 - 1000 MHz		
Coupling	10 dB \pm 0.5 dB (Nom.)		
Coupling Flatness	\pm 0.5 dB		
Mainline Loss	Freq. (MHz)	dB (Typ.)	dB (Max.)
	5-50	0.8	1.2
	50-500	1.1	1.5
	500-1000	0.9	1.8
Directivity	Freq. (MHz)	dB (Typ.)	dB (Min.)
	5-50	30	25
	50-500	35	25
	500-1000	20	15
Impedance	50 Ohms (Nom.)		
VSWR:	1.3:1 (Typ.)		
Operating Temperature Range	-40 to +85 °C		

Package # 134LF-3

REL-PRO PATENT NO. 7,612,296

TOLERANCES ON THREE DECIMAL PLACES= \pm 0.015
 PACKAGE MOUNTING: SEE APPLICATION NOTE AN7200 & AN7301

PORT CONFIGURATION				
Input	Output	Coupled	Gnd.	No. Conn.
6	1	4	2,5	3

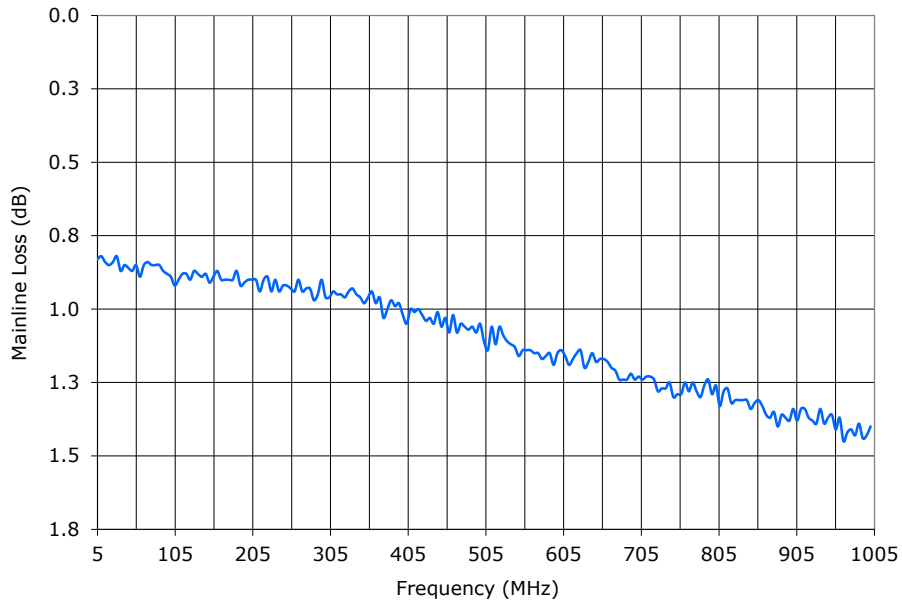
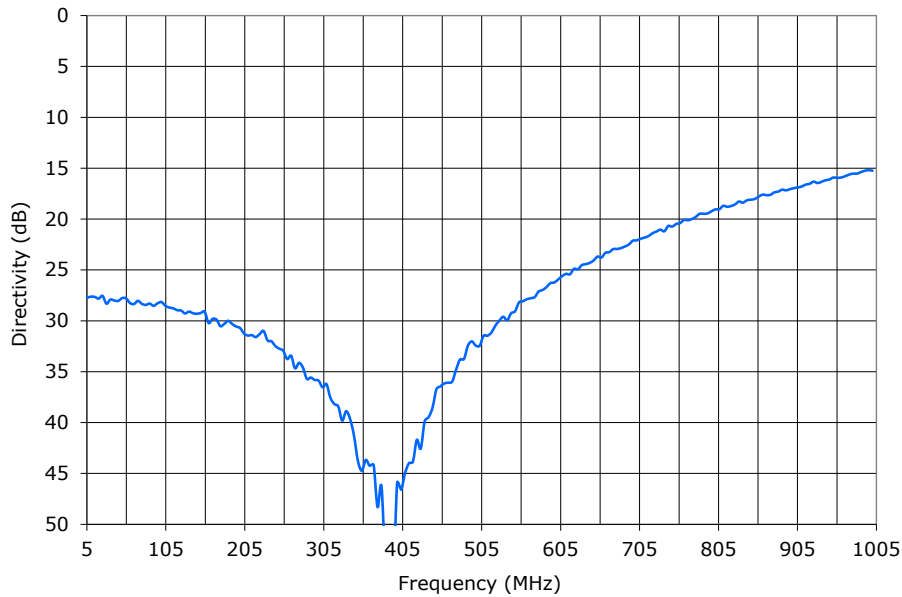
DIRECTIONAL COUPLER

SURFACE MOUNT MODEL: SC-4B

WIDE BANDWIDTH

5 - 1000 MHz

PERFORMANCE PLOTS

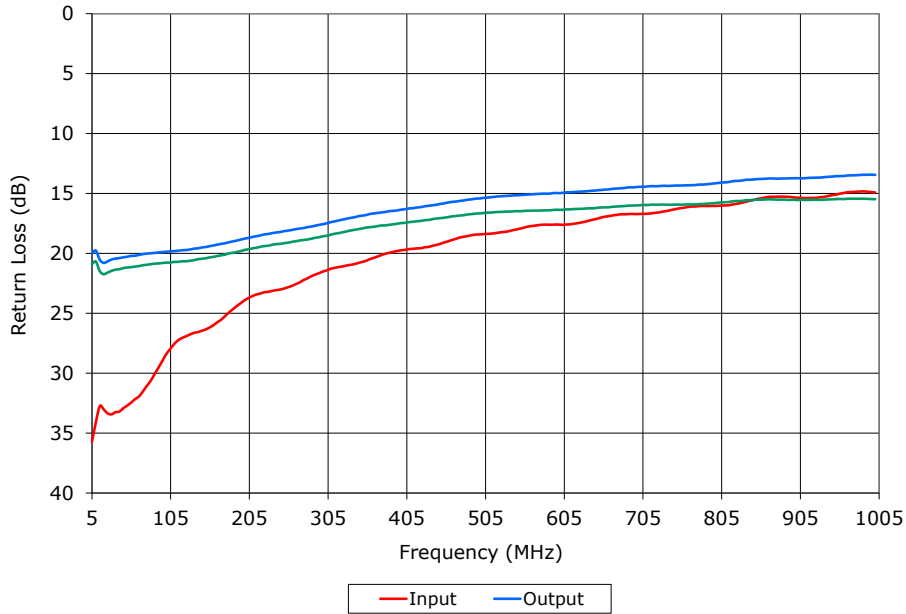


DIRECTIONAL COUPLER

SURFACE MOUNT MODEL: SC-4B

WIDE BANDWIDTH

5 - 1000 MHz



PERFORMANCE PLOTS