

DIELECTRIC RESONATOR OSCILLATOR


SURFACE MOUNT MODEL: GSDRO1500-8XT

FREQUENCY

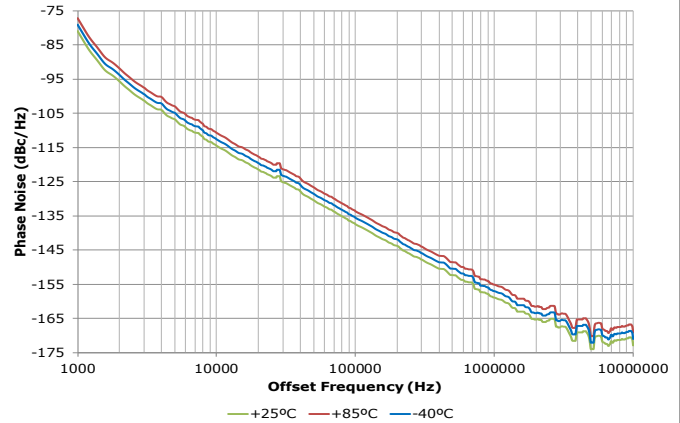
15 GHz

FEATURES:

- ▶ Gold Standard Series
- ▶ Extended Operating Temperature Range
- ▶ Exceptional Phase Noise Performance
- ▶ Small Size Surface Mount
- ▶ Lead Free RoHS Compliant



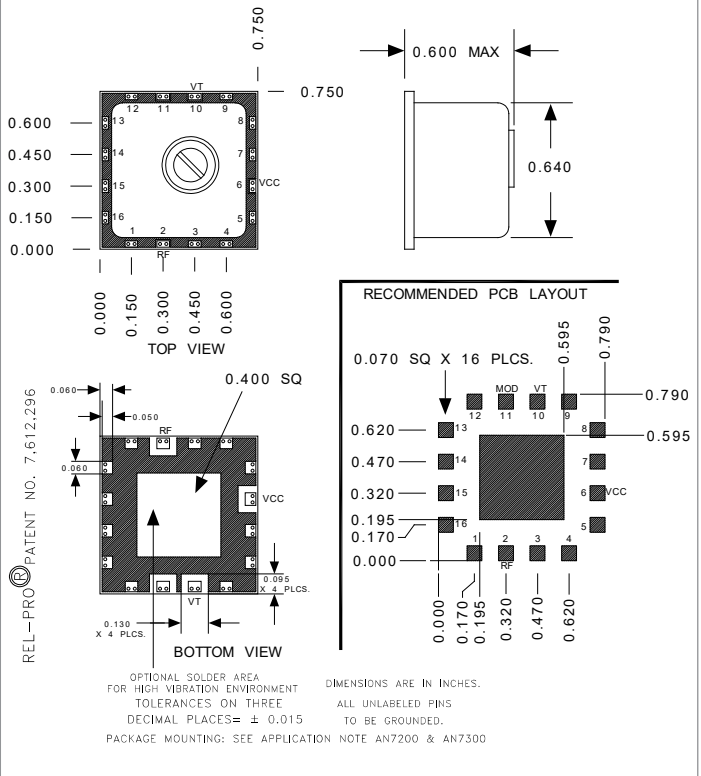
Phase Noise



SPECIFICATIONS (Rev. A 11/16/23)

Frequency	15 GHz	
Tuning Voltage	1 - 8 VDC	
Bias Voltage	+8 VDC @ 25 mA (Max.)	
Output Power	-4 dBm (Min.)	
Tuning Sensitivity	1.8 MHz/V (Typ.)	
Thermal Drift	1.7 ppm / °C (Typ.)	
Output Impedance	50 Ohms (Nom.)	
Harmonic Suppression	48 dBc (Typ.)	
Frequency Pulling	500 kHz (Typ. @ 1.75:1 VSWR)	
Frequency Pushing	500 kHz/V (Typ.)	
Tuning Port Capacitance	15 pF (Typ.)	
Phase Noise @ 25°C	Offset	dBc/Hz (Typ.)
	10 kHz	-114
	100 kHz	-135
	1 MHz	-155
	10 MHz	-168
Operating Temperature Range	-40 to +85 °C	

Package # 396-5



Absolute Maximum Ratings

Storage Temp. Range	-45 to +90 °C
Bias Voltage	+8.5 V
Tuning Voltage	+17 V
DC Voltage Applied to RF Out	±25 V

Notes:

1. Tuning of the mechanical screw can cause significant shifts in frequency and cause irreversible damage to the product. Warranty is void if tuning screw exceeds ±0.5 turn max.
2. Test data measured with bias voltage at +8V.
3. Specifications guaranteed at 15 GHz.

Copyright © Synergy Microwave Corporation
 201 McLean Boulevard • Paterson, New Jersey 07504 USA
 Tel: (973) 881-8800 • Fax: (973) 881-8361
 E-Mail: sales@synergymwave.com • Website: <http://www.synergymwave.com>
 Patents : <http://www.synergymwave.com/patents>

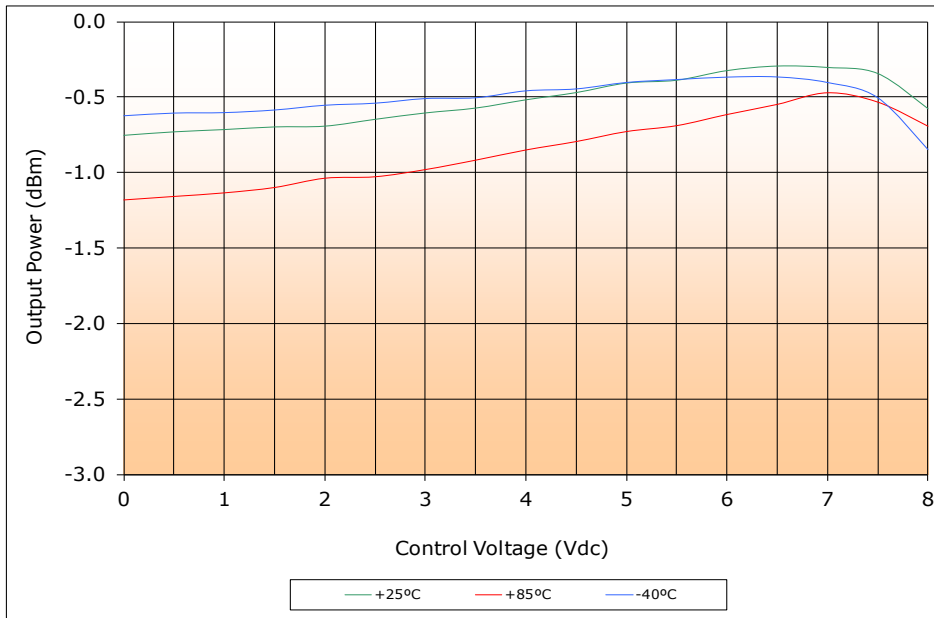
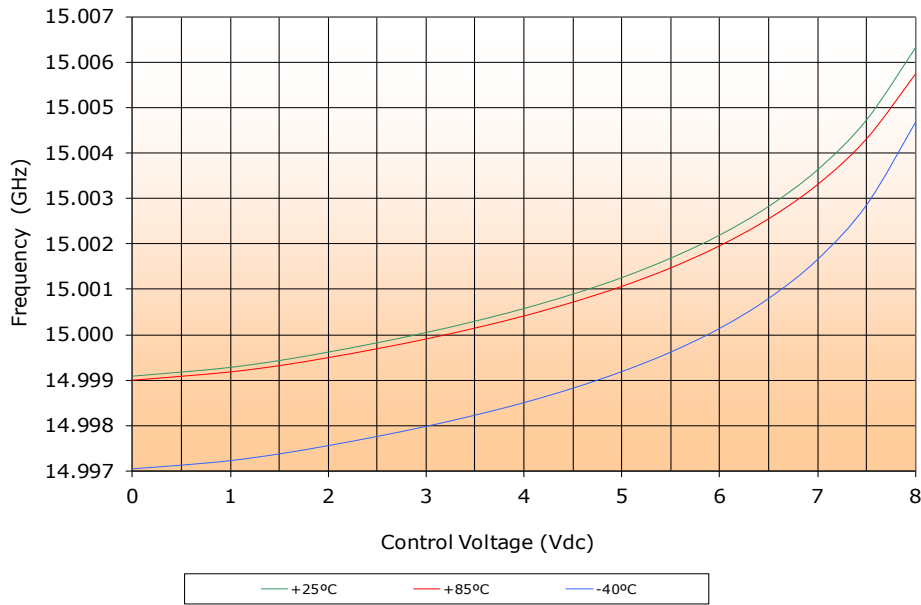


DIELECTRIC RESONATOR OSCILLATOR SURFACE MOUNT MODEL: GSDRO1500-8XT

FREQUENCY

15 GHz

PERFORMANCE PLOTS

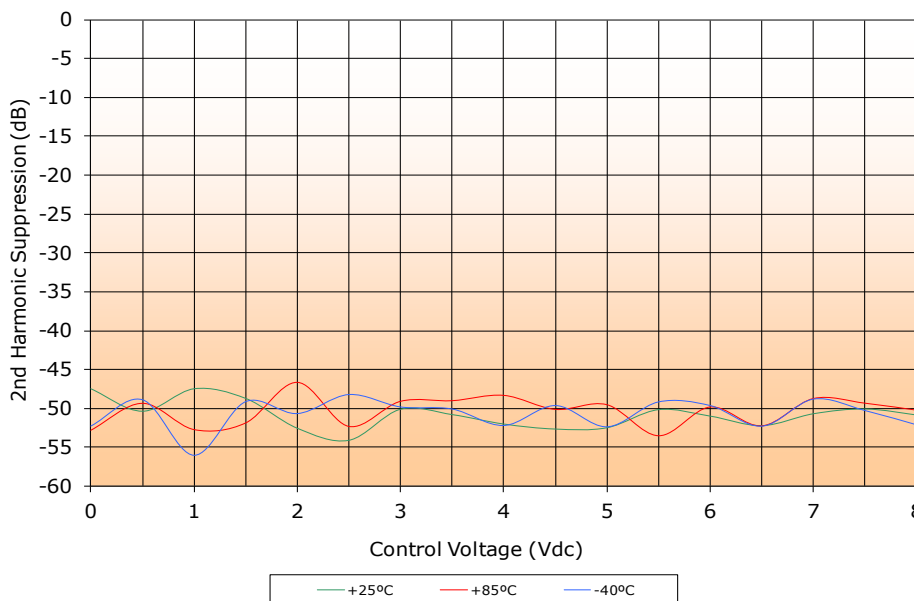
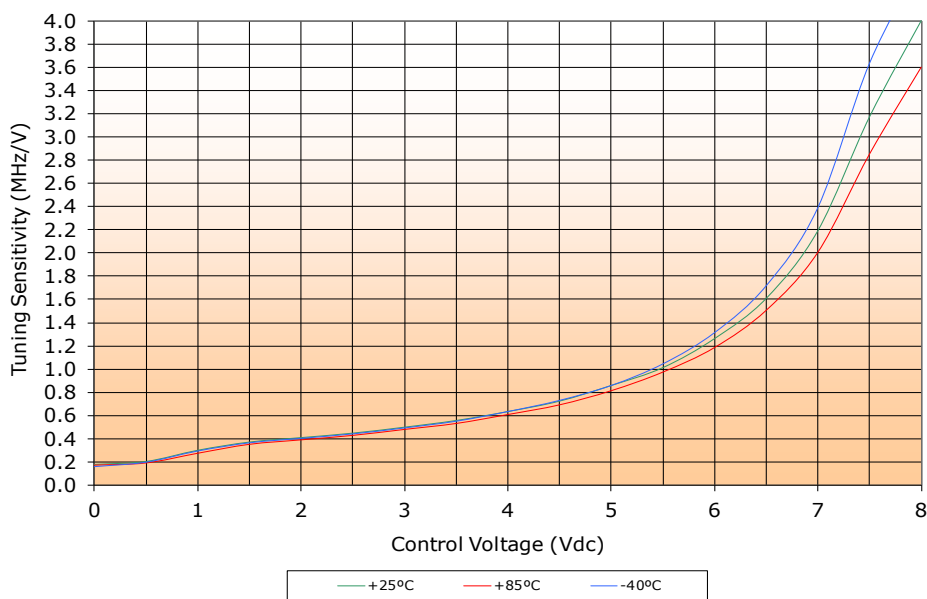


DIELECTRIC RESONATOR OSCILLATOR SURFACE MOUNT MODEL: GSDRO1500-8XT

FREQUENCY

15 GHz

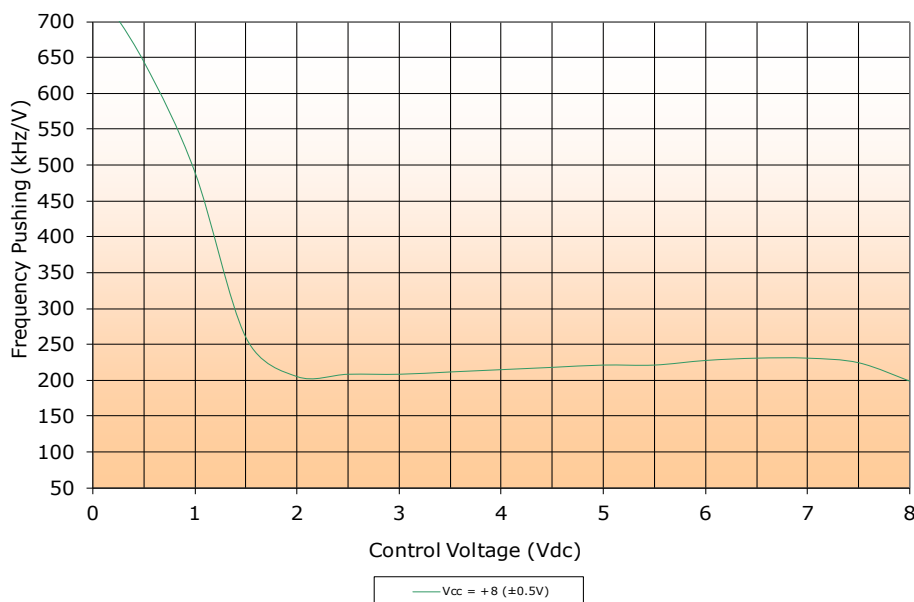
PERFORMANCE PLOTS



DIELECTRIC RESONATOR OSCILLATOR SURFACE MOUNT MODEL: GSDRO1500-8XT

FREQUENCY

15 GHz



PERFORMANCE PLOTS