

# 90° HYBRID


## SURFACE MOUNT MODEL: SLQ-305

**3:1 BANDWIDTH**

**40 - 120 MHz**

**FEATURES:**

- ▶ Excellent Performance
- ▶ Small Size, Surface Mount
- ▶ Building Block For:
  - Power Amplifiers
  - Image Rejection Mixers
  - I & Q / SSB Modulators
  - Phase Shifters & More...



**SPECIFICATIONS (Rev. D 09/18/18)**

Frequency	40 - 120 MHz	
Insertion Loss (dB) *	Typ.	Max.
	0.3	0.5
Amplitude Unbalance	Typ.	Max.
	0.6	1.2
Phase Unbalance (Deg.)	Typ.	Max.
	2.0°	4.0°
Isolation (dB)	Typ.	Min.
	23	17
Power Rating	1 Watt (Max.)	
Impedance	50 Ohms (Nom.)	
VSWR	1.25:1 (Typ.)	
Operating Temperature Range	-40 to +85 °C	

\* Insertion loss is the average loss of the 2 coupling values in excess of the theoretical 3 dB coupling.

**Package # 159LF**

REL-PRO® PATENT NO. 7,612,296

TOLERANCES ON THREE DECIMAL PLACES= ± 0.015  
PACKAGE MONTING: SEE APPLICATION NOTES AN7200 & AN7301

Port Configuration				
Input	Isolated*	+90° Output	0° Output	GND. **
6	5*	1	2	3,4

\* Terminate ISOLATED port in 50 Ohms EXTERNALLY.  
\*\* Ground externally.

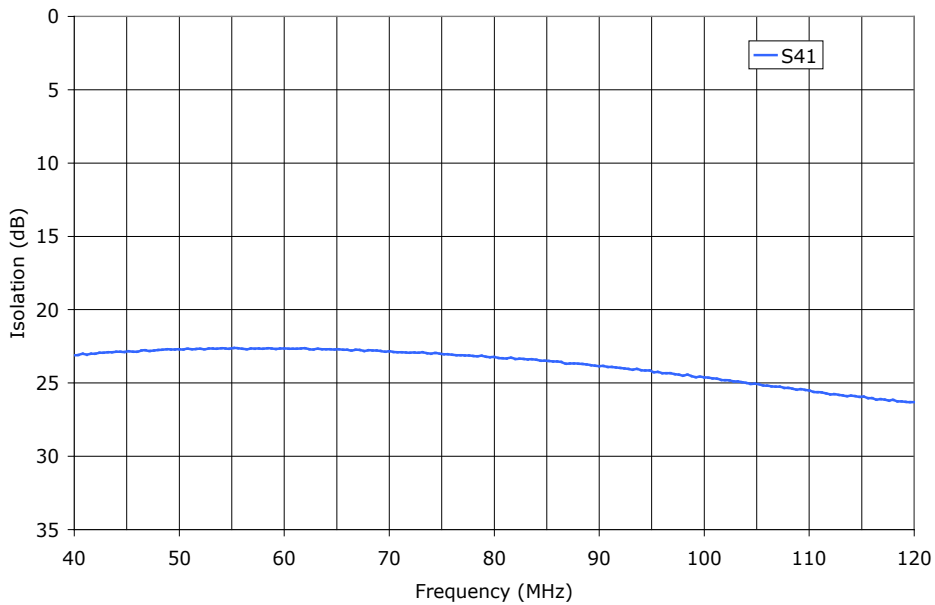
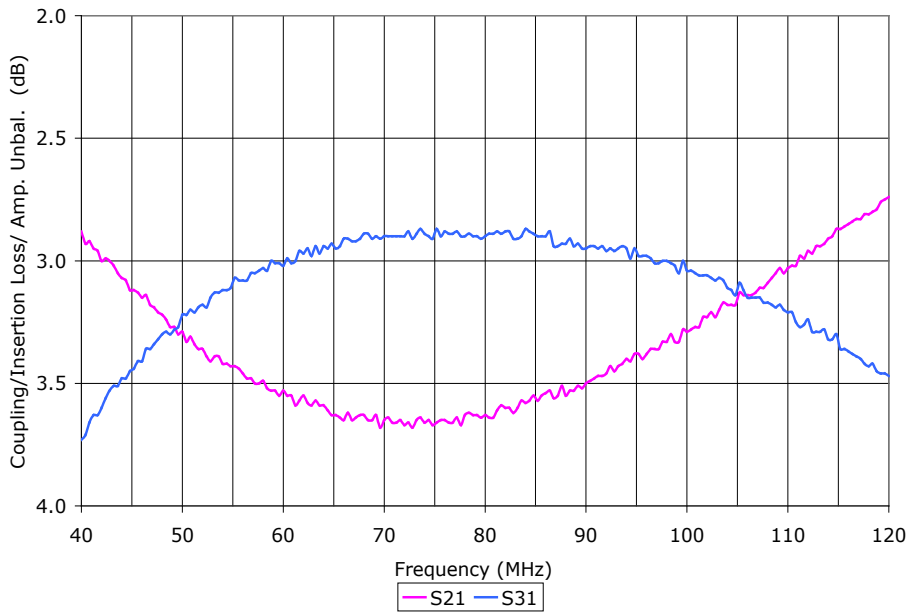
# 90° HYBRID

## SURFACE MOUNT MODEL: SLQ-305

3:1 BANDWIDTH

40 - 120 MHz

Data @ 25°C



PERFORMANCE PLOTS

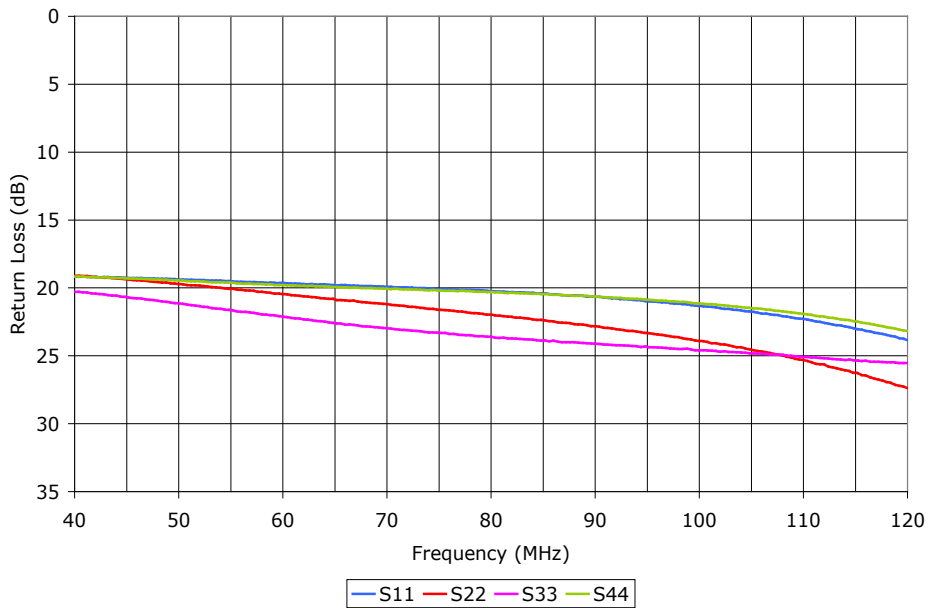
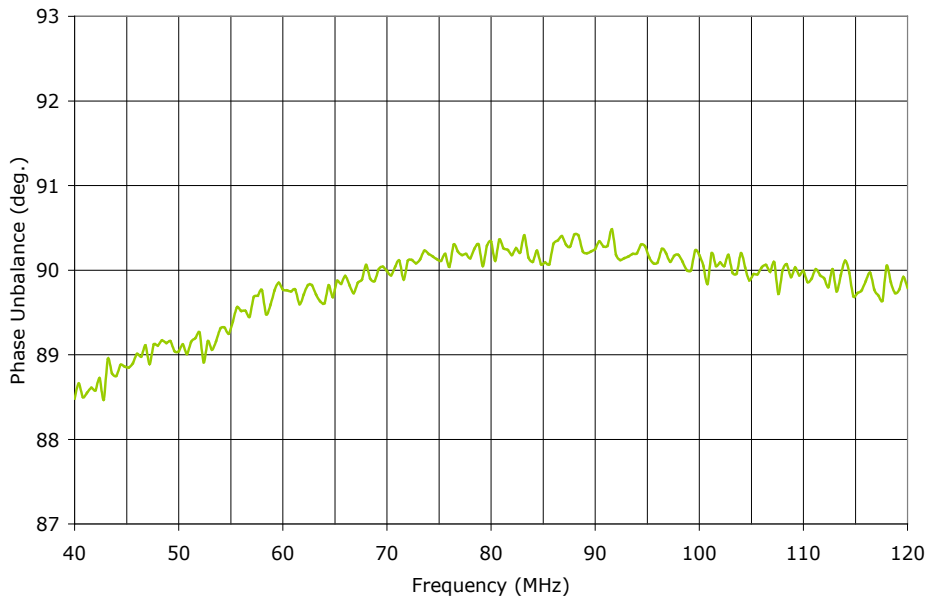
# 90° HYBRID

## SURFACE MOUNT MODEL: SLQ-305

3:1 BANDWIDTH

40 - 120 MHz

Data @ 25°C



PERFORMANCE PLOTS



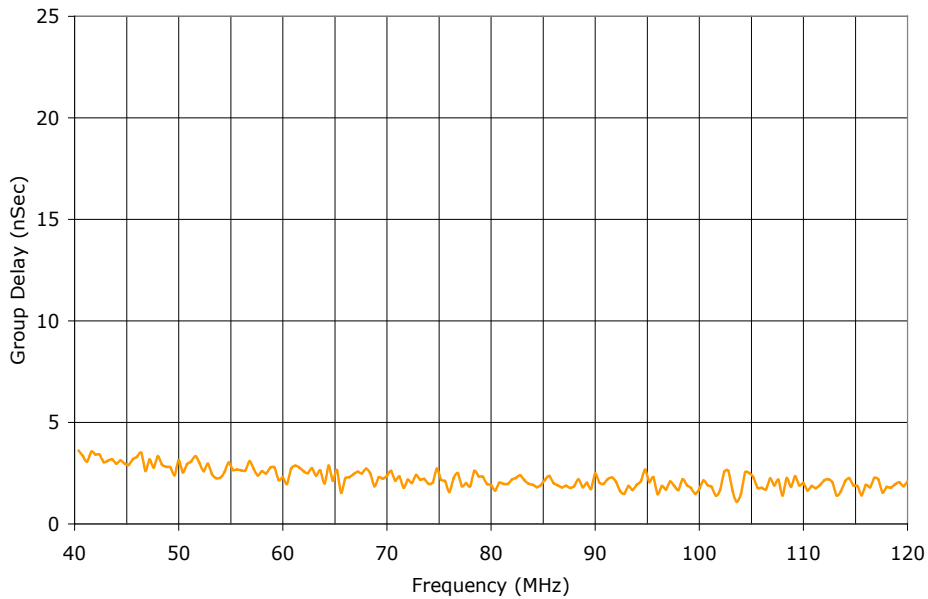
# 90° HYBRID

## SURFACE MOUNT MODEL: SLQ-305

3:1 BANDWIDTH

40 - 120 MHz

Data @ 25°C



PERFORMANCE PLOTS



Copyright © Synergy Microwave Corporation

201 McLean Boulevard • Paterson, New Jersey 07504 • Tel: (973) 881-8800 • Fax: (973) 881-8361  
E-Mail: sales@synergymw.com • World Wide Web: <http://www.synergymw.com>