

PHASE SHIFTER

SURFACE MOUNT MODEL: PS-352

OPTIMIZED BANDWIDTH

347 - 357 MHz

FEATURES:

- ▶ Over 180° Phase Shift
- ▶ Low Control Voltage
- ▶ Low VSWR
- ▶ Low Insertion Loss



SPECIFICATIONS (Rev. A 03/25/11)

Frequency	347 - 357 MHz	
Insertion Loss (dB)	Typ.	Max.
	1.2	1.8
Control Bandwidth	DC to 50 kHz	
Control Voltage	0 - 12 V	
Phase Shift Range	0 - 180° (Min.)	
VSWR	1.40:1 (Typ.)	
Input Power	0 dBm (Max.)	
Impedance	50 Ohms (Nom.)	
Operating Temperature Range	-40 to +85 °C	

Package #	103S
------------------	-------------

PORT CONFIGURATION			
Input	Output	CTRL	GND
1	2	7	All Others

Absolute Maximum Ratings

Storage Temp. Range	-55 to +100 °C
RF Input Power	+20 dBm
Control Voltage	+15 V

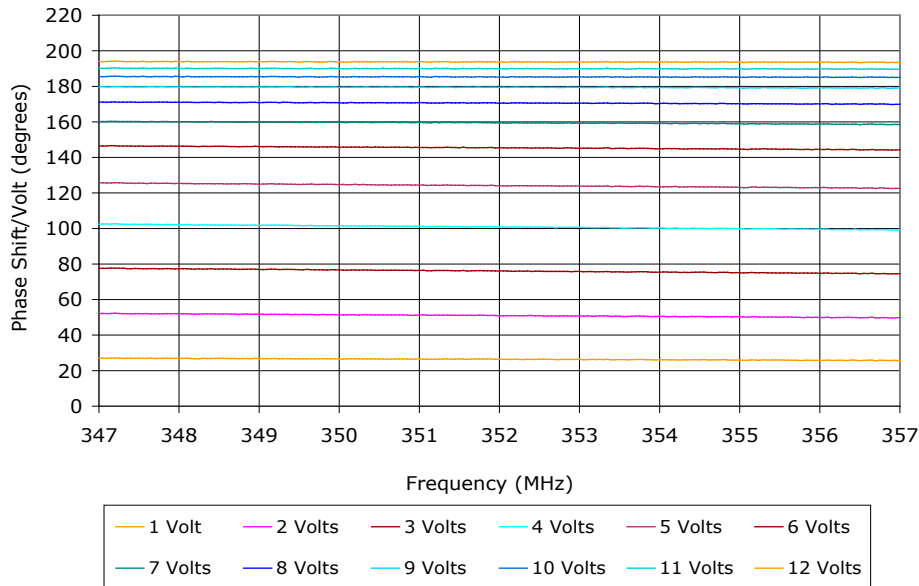
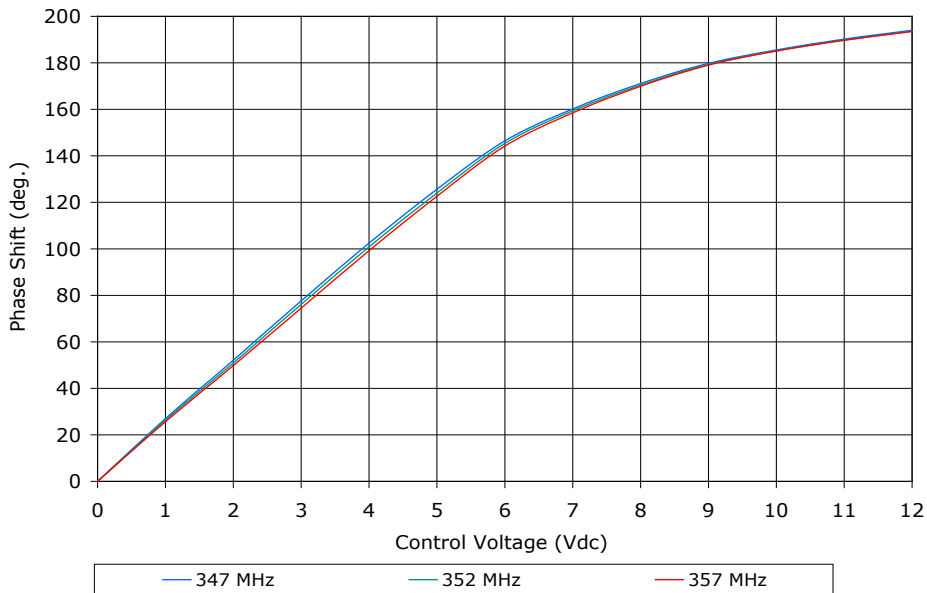
PHASE SHIFTER

SURFACE MOUNT MODEL: PS-352

OPTIMIZED BANDWIDTH

347 - 357 MHz

Data @ 25°C



PERFORMANCE PLOTS



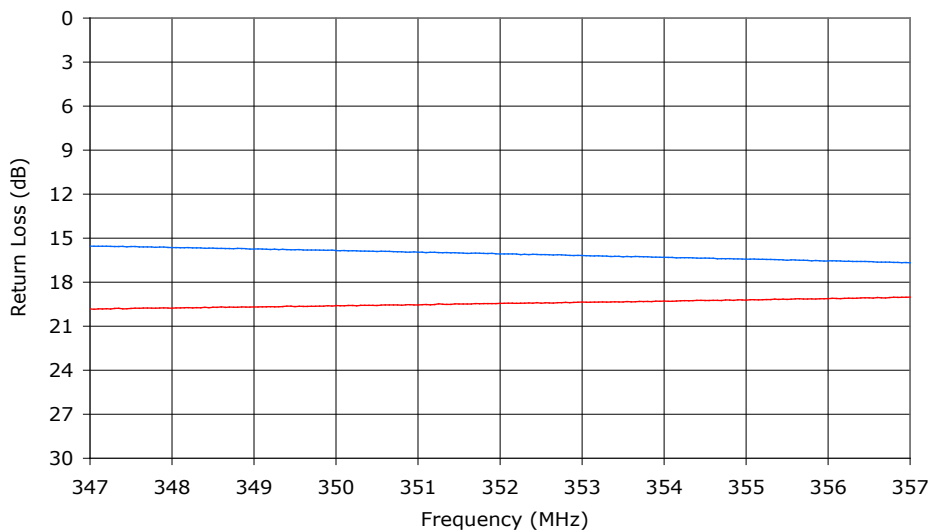
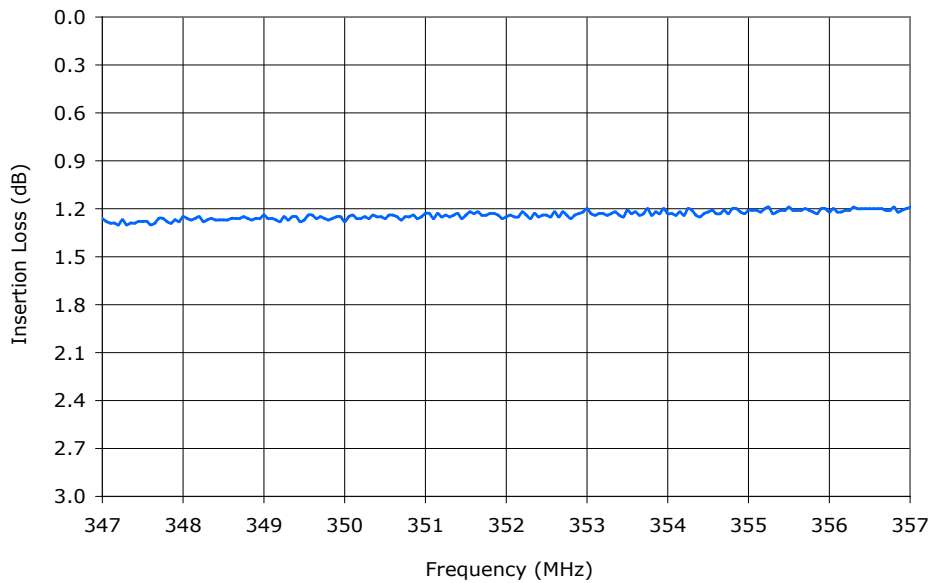
PHASE SHIFTER

SURFACE MOUNT MODEL: PS-352

OPTIMIZED BANDWIDTH

347 - 357 MHz

Data @ 25°C



— Input — Output

PERFORMANCE PLOTS