

2-WAY POWER DIVIDER

SURFACE MOUNT MODEL: P2D2001800

WIDE BANDWIDTH

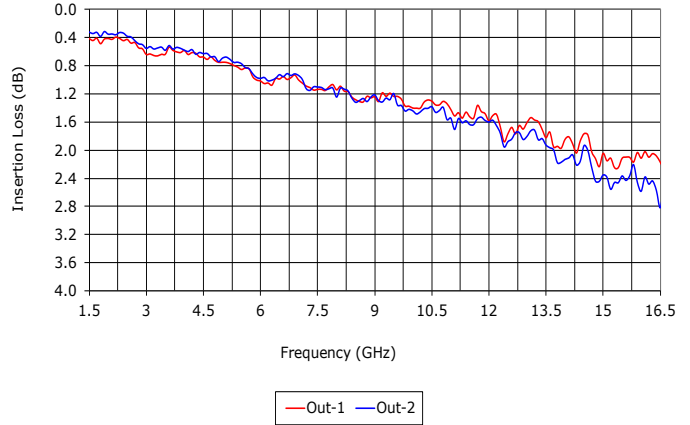

1500 - 16500 MHz

FEATURES:

- ▶ Excellent Performance
- ▶ Wide Bandwidth
- ▶ Small Size, Surface Mount
- ▶ Moderate Power
- ▶ Lead Free RoHS Compliant

APPLICATIONS:

- ▶ Signal Splitting & Low Power Combining



SPECIFICATIONS

| | | | |
|---|------------------|------|------|
| Frequency | 1500 - 16500 MHz | | |
| Insertion Loss (dB) ¹ | Freq. (MHz) | Typ. | Max. |
| | 1500-9000 | 1.4 | 1.9 |
| | 9000-16500 | 2.8 | 3.5 |
| Isolation (dB) | Freq. (MHz) | Typ. | Min. |
| | 1500-9000 | 18 | 15 |
| | 9000-16500 | 17 | 14 |
| Phase Unbalance (Deg.) | Freq. (MHz) | Typ. | Max. |
| | 1500-9000 | 2° | 4° |
| | 9000-16500 | 5° | 8° |
| Amplitude Unbalance (dB) | Freq. (MHz) | Typ. | Max. |
| | 1500-9000 | 0.05 | 0.5 |
| | 9000-16500 | 0.4 | 0.9 |
| Input Power ² | 5 Watt (Avg.) | | |
| Impedance | 50 Ohms (Nom.) | | |
| Operating Temperature Range | -40 to +85 °C | | |

¹ Insertion loss is above the theoretical 3.0 dB splitting loss.
² Handling power applies to splitter mode and assumes ideal 50 Ohms impedance matching on all ports.

Package # 329

TOLERANCES ON THREE DECIMAL PLACES = ± 0.015
 PACKAGE MOUNTING: SEE APPLICATION NOTE AN7200

| Port Configuration | | |
|--------------------|--------|-----------|
| Input | Output | Ground |
| 1 | 2,3 | All Other |

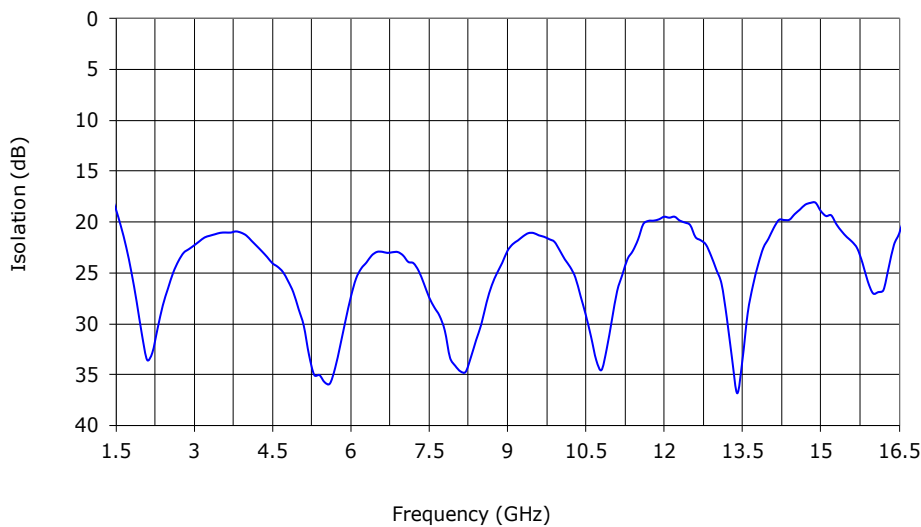
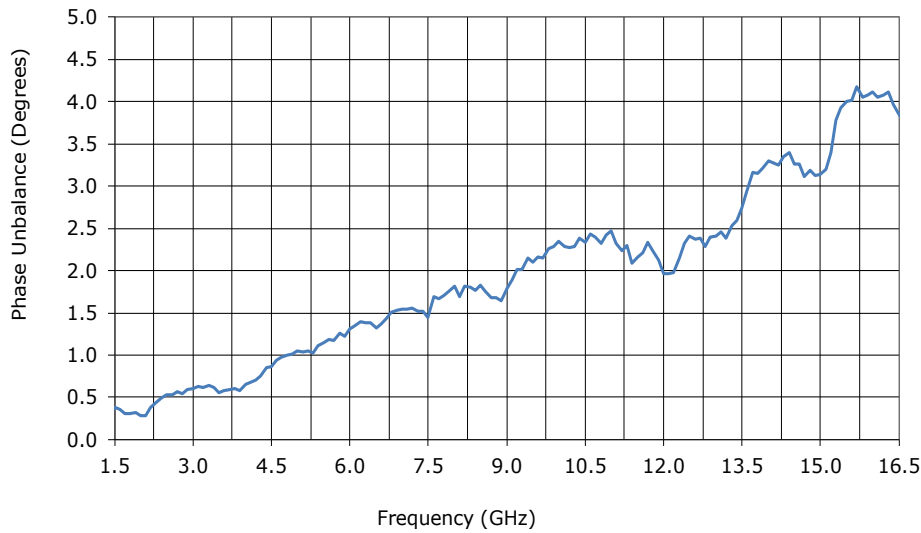
2-WAY POWER DIVIDER

SURFACE MOUNT MODEL: P2D2001800

WIDE BANDWIDTH

1500 - 16500 MHz

PERFORMANCE PLOTS

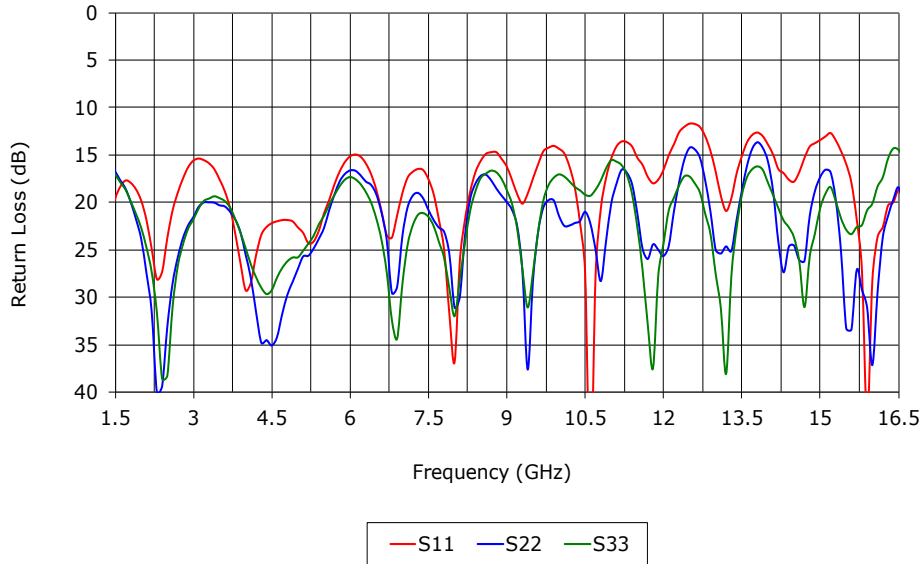


2-WAY POWER DIVIDER

SURFACE MOUNT MODEL: P2D2001800

WIDE BANDWIDTH

1500 - 16500 MHz



PERFORMANCE PLOTS