

# VOLTAGE CONTROLLED OSCILLATOR


## SURFACE MOUNT MODEL: DCRO221226-8

**OPTIMIZED BANDWIDTH**

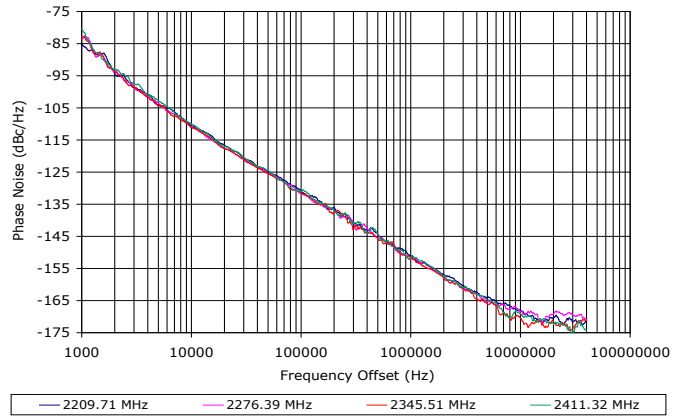
**2212 - 2380 MHz**

**FEATURES:**

- ▶ Exceptional Phase Noise Performance
- ▶ Small Size, Surface Mount
- ▶ Lead Free Patented REL-PRO® Technology
- ▶ Planar Resonator Construction



**Phase Noise**



**SPECIFICATIONS (Rev A 10/22/10)**

Frequency	2212 - 2380 MHz
Tuning Voltage	See table below.
Bias Voltage	+8 VDC @ 24 mA (Max.)
Output Power	+4 dBm (Min.)
Tuning Sensitivity	13 - 22 MHz/V (Typ.)
Output Impedance	50 Ohms (Nom.)
Harmonic Suppression	23 dB (Typ.)
Frequency Pulling	3 MHz (Typ. @ 1.75:1 VSWR)
Frequency Pushing	0.5 MHz/V (Typ.)
Tuning Port Capacitance	40 pF (Typ.)
Phase Noise @ 10 kHz	-110 dBc/Hz (Typ.)
Operating Temperature Range	-40 to +85 °C

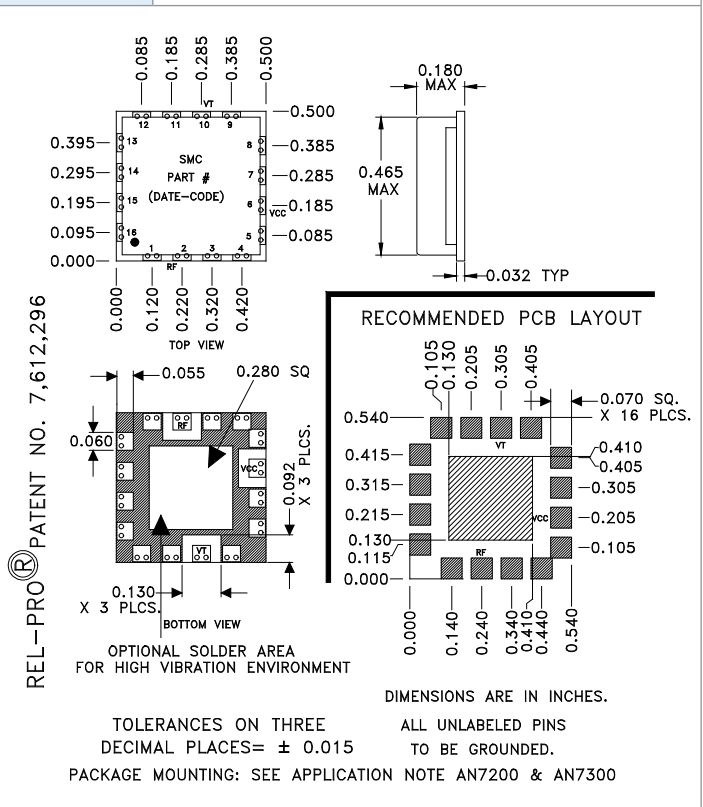
**Guaranteed Tuning Specifications**

Tuning Voltage ( V )	Frequency ( MHz )
0.5	2212 (Max.)
4.5	2258 (Min.)
8	2290 (Min.)
12	2340 (Min.)
15	2380 (Min.)

**Absolute Maximum Ratings**

Storage Temp. Range	-55 to +125 °C
Bias Voltage	+8.5 V
Tuning Voltage	+18 V
DC Voltage Applied to RF Out	±25 V

Package # 278LF



This product is manufactured under one or more of the following patents. Approved: 5,160,810; 5,122,621; 5,390,349; 5,416,449; 5,650,754; 5,805,431; 6,525,623; 6,850,575; 7,088,189; 7,180,381; 7,196,591; 7,282,670; 7,265,642; 7,292,113; 7,365,612; 7,495,525; 2,548,311; 2,548,317; 7,545,229; 7,580,693; 7,886,381; 7,605,670; 7,536,021; 2,533,623 | Pending: 60/493075; 60/501371 & 60/501790; 60/527957 & 60/528670; 60/563481; 60/564173; 60/589090; 60/601823; 60/605791; EV31369834; 11/259766; 60/622485 & 60/710310; 10/937525/60/736901; 60/732787; 7,495,525; 2,548,311; 2,548,317; 7,545,229; 2,963,174; 7,580,693; 7,612,296; 2,524,751



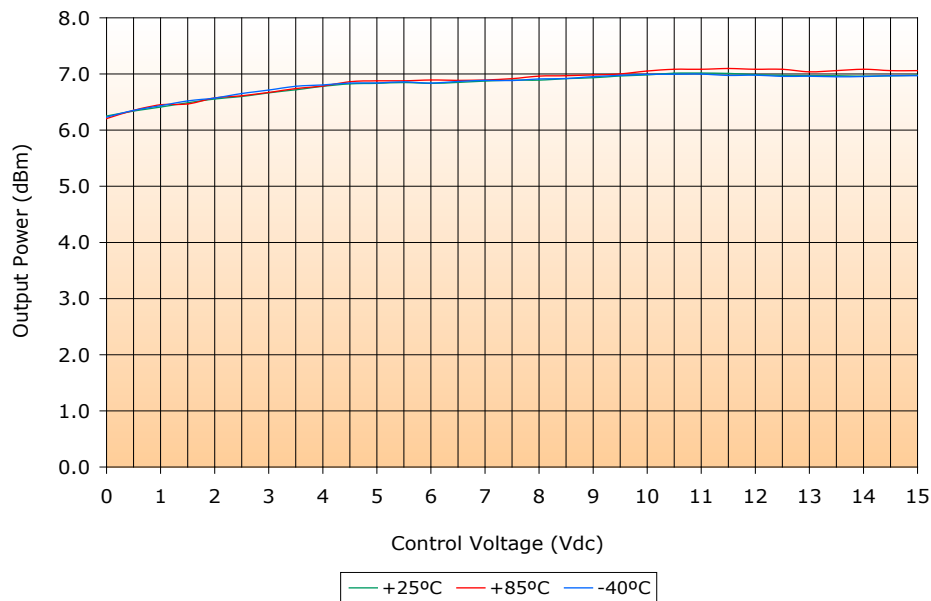
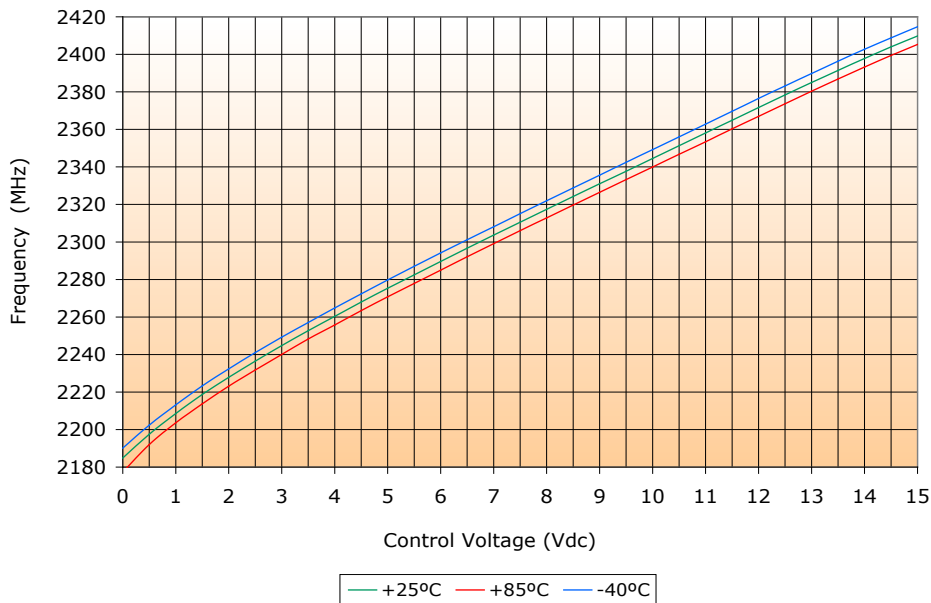
# VOLTAGE CONTROLLED OSCILLATOR

## SURFACE MOUNT MODEL: DCRO221226-8

OPTIMIZED BANDWIDTH

2212 - 2380 MHz

PERFORMANCE PLOTS



This product is manufactured under one or more of the following patents. Approved: 5,160,810; 5,122,621; 5,390,349; 5,416,449; 5,650,754; 5,805,431; 6,525,623; 6,850,575; 7,088,189; 7,180,381; 7,196,591; 7,262,670; 7,265,642; 7,292,113; 7,365,612; 7,495,525; 2,548,311; 2,548,317; 7,545,229; 7,580,693; 7,886,381; 7,605,670; 7,536,021; 2,533,623 | Pending: 60/493075; 60/501371 & 60/501790; 60/527957 & 60/528670; 60/563481; 60/564173; 60/589090; 60/601823; 60/605791; EV/31369834; 11/259766; 60/622485 & 60/710310; 10/937525/60/736901; 60/732787; 7,495,525; 2,548,311; 2,548,317; 7,545,229; 2,563,174; 7,580,693; 7,612,296; 2,524,751

Copyright © Synergy Microwave Corporation  
 201 McLean Boulevard • Paterson, New Jersey 07504 USA • Tel: (973) 881-8800 • Fax: (973) 881-8361  
 E-Mail: sales@synergymwave.com • World Wide Web: http://www.synergymwave.com



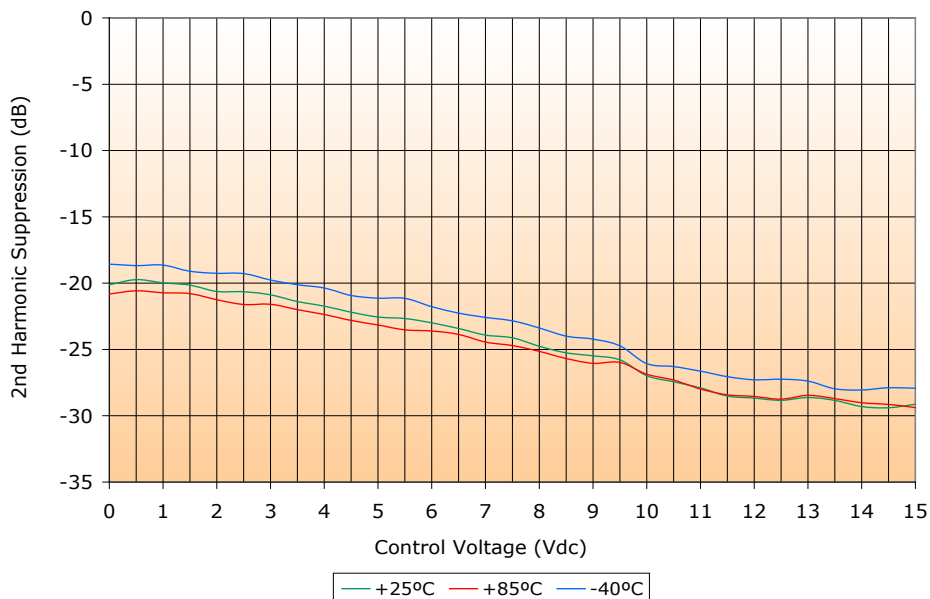
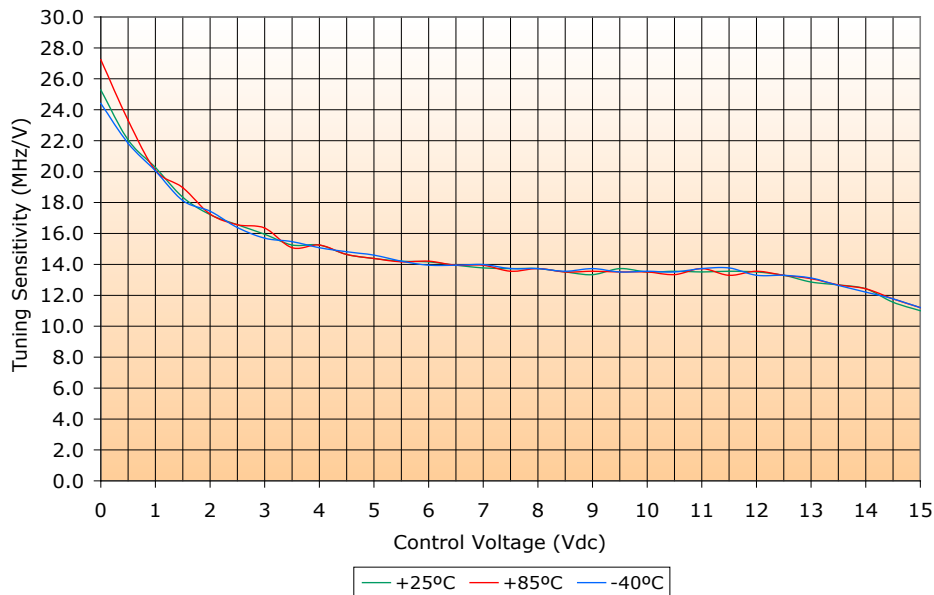
# VOLTAGE CONTROLLED OSCILLATOR

## SURFACE MOUNT MODEL: DCRO221226-8

OPTIMIZED BANDWIDTH

2212 - 2380 MHz

PERFORMANCE PLOTS



This product is manufactured under one or more of the following patents: Approved: 5,160,810; 5,122,621; 5,390,349; 5,416,449; 5,650,754; 5,805,431; 6,525,623; 6,850,575; 7,088,189; 7,180,381; 7,196,591; 7,262,670; 7,265,642; 7,292,113; 7,365,612; 7,495,525; 2,548,311; 2,548,317; 7,545,229; 7,580,693; 7,886,381; 7,605,670; 7,536,021; 2,533,623 | Pending: 60/493075; 60/501371 & 60/501790; 60/527957 & 60/528670; 60/563481; 60/564173; 60/589090; 60/601823; 60/605791; EV/31369834; 11/259766; 60/622485 & 60/710310; 10/937525/60/736901; 60/732787; 7,495,525; 2,548,311; 2,548,317; 7,545,229; 2,563,174; 7,580,693; 7,612,296; 2,524,751

