

VOLTAGE CONTROLLED OSCILLATOR


SURFACE MOUNT MODEL: DCSR4000-5

OPTIMIZED FREQUENCY

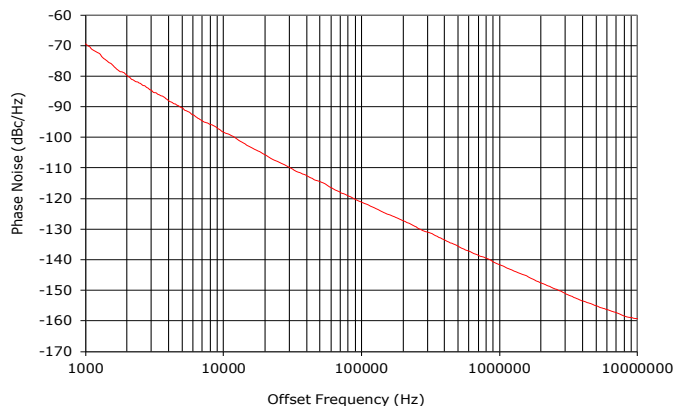
4000 MHz

FEATURES:

- ▶ Optimized Tuning Frequency Band
- ▶ Exceptional Phase Noise Performance
- ▶ Small Size, Surface Mount
- ▶ Lead Free Patented REL-PRO® Technology
- ▶ Planar Resonator Construction



Phase Noise



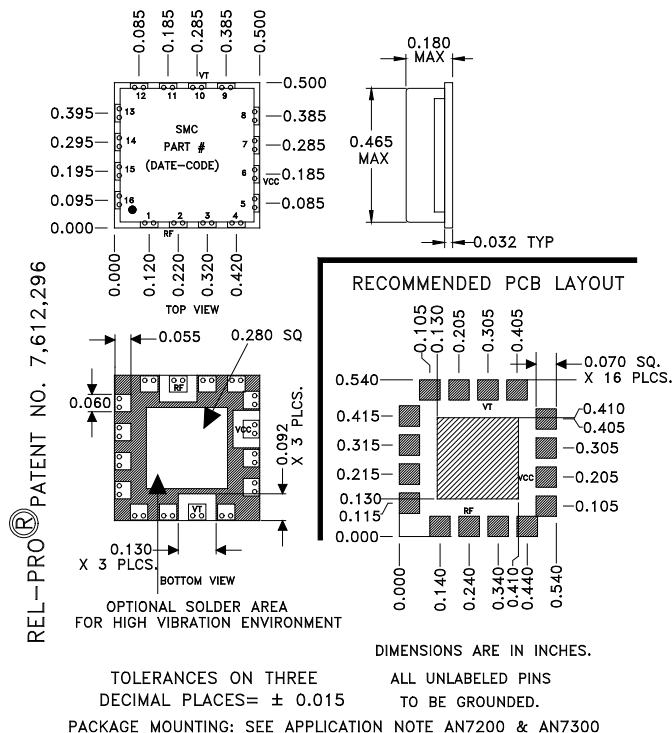
SPECIFICATIONS (Rev. A 02/21/20)

Frequency	4000 MHz
Tuning Voltage	0.5 - 5 VDC
Bias Voltage	+5 VDC @ 32 mA (Max.)
Output Power	+6 dBm (Min.)
Tuning Sensitivity	45 MHz/V (Typ.)
Output Impedance	50 Ohms (Nom.)
Harmonic Suppression	18 dB (Typ.)
Frequency Pulling	5 MHz (Typ. @ 1.75:1 VSWR)
Frequency Pushing	0.8 MHz/V (Typ.)
Tuning Port Capacitance	48 pF (Typ.)
Phase Noise @ 10 kHz	-98 dBc/Hz (Typ.)
Operating Temperature Range	-40 to +85 °C

Absolute Maximum Ratings

Storage Temp. Range	-55 to +125 °C
Bias Voltage	+5.5 V
Tuning Voltage	+6.0 V
DC Voltage Applied to RF Out	± 25 V

Package # 278LF



Copyright © Synergy Microwave Corporation
 201 McLean Boulevard • Paterson, New Jersey 07504 USA
 Tel: (973) 881-8800 • Fax: (973) 881-8361
 E-Mail: sales@synergymw.com • Website: <http://www.synergymw.com>
 Patents : <http://www.synergymw.com/patents>

SYNERGY
 SYNERGY
 MICROWAVE CORPORATION
 [1 of 3]

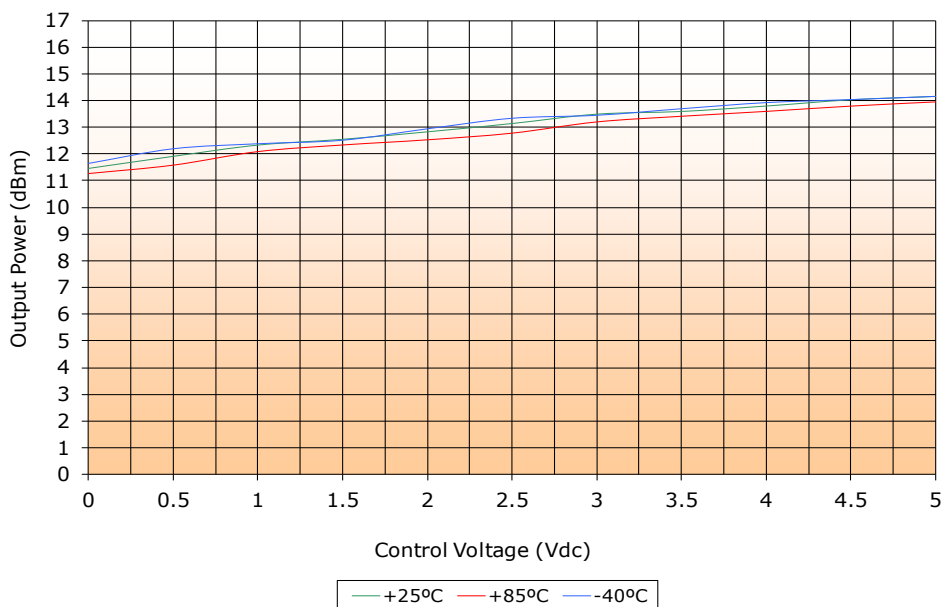
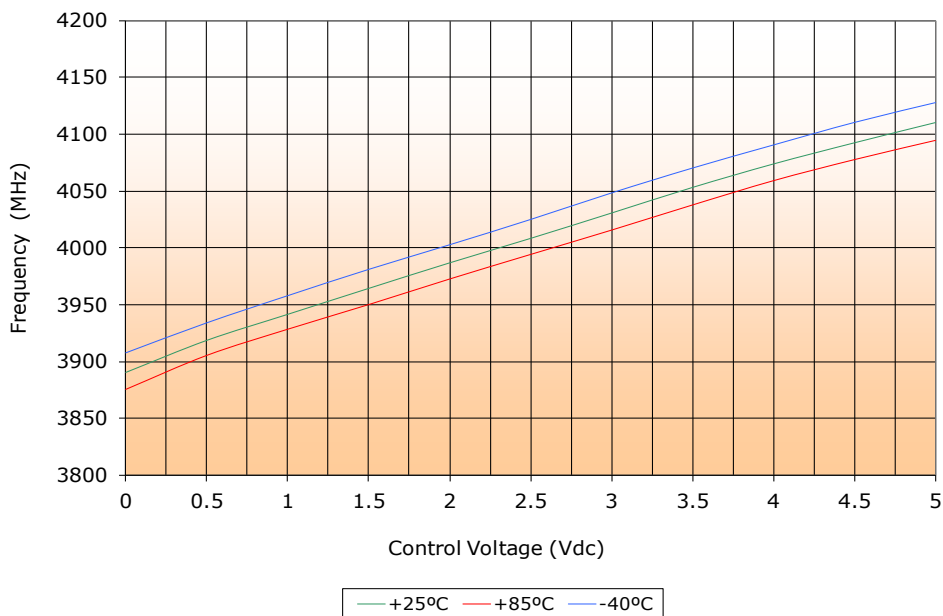
VOLTAGE CONTROLLED OSCILLATOR

SURFACE MOUNT MODEL: DCSR4000-5

OPTIMIZED FREQUENCY

4000 MHz

PERFORMANCE PLOTS



VOLTAGE CONTROLLED OSCILLATOR

SURFACE MOUNT MODEL: DCSR4000-5

OPTIMIZED FREQUENCY

4000 MHz

PERFORMANCE PLOTS

